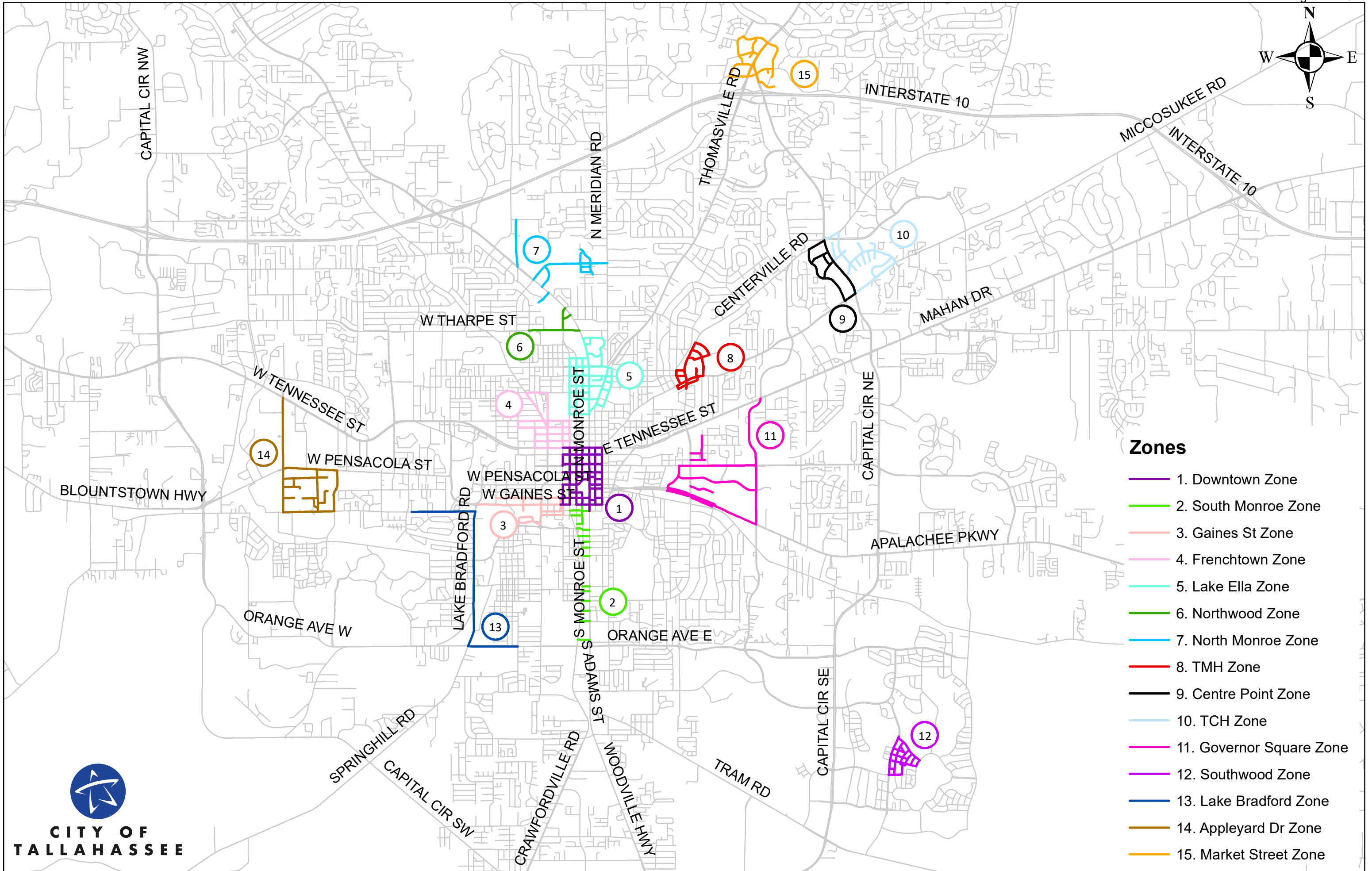
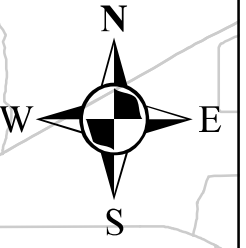
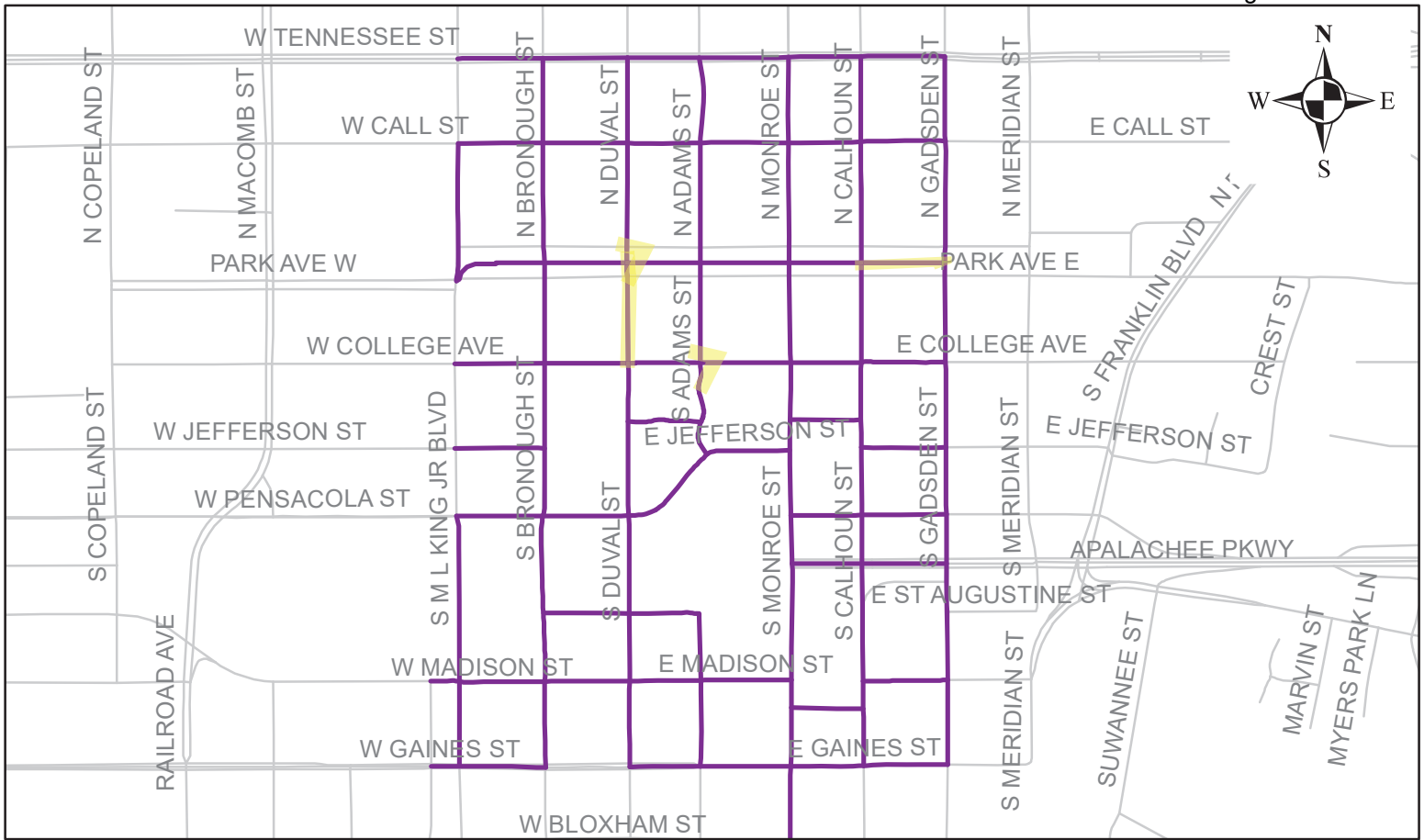


ADA Sidewalk Zones



1. Downtown Zone



Summary of ADA Repairs Phase I:

1,740 SY of Sidewalk
151.5 SY of Driveway
81 ADA Ramps
1,445 LF of Curb & Gutter
\$268,748.64

Summary of ADA Repairs Phase II:

9,126 SY of Sidewalk
2,810 SY of Driveway
167 ADA Ramps
5,272 LF of Curb & Gutter
\$1,512,868.00

Highlighted Areas:

Adams Street and College Avenue Intersection

Removed and re-laid brick around Kleman Plaza and corrected cross slope issues

Duval Street and Park Avenue Intersection

Sidewalk reconstruction in front of Trinity United Methodist Church

Duval Street from College to Park Avenue

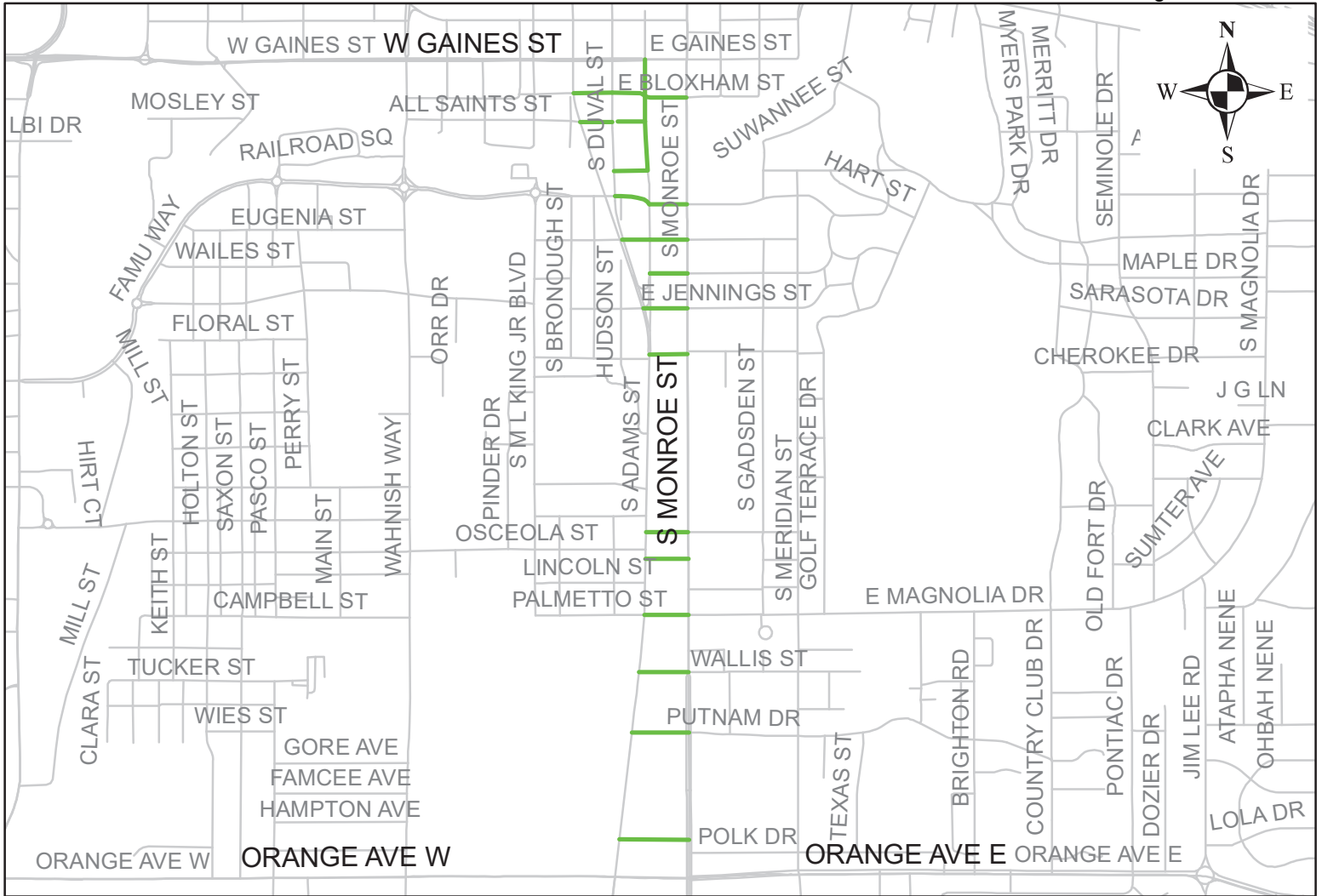
Complete sidewalk reconstruction and driveway replacement

Park Avenue from Calhoun Street to Gadsden Street

Sidewalk reconstruction in front of historical homes.



2. South Monroe Zone



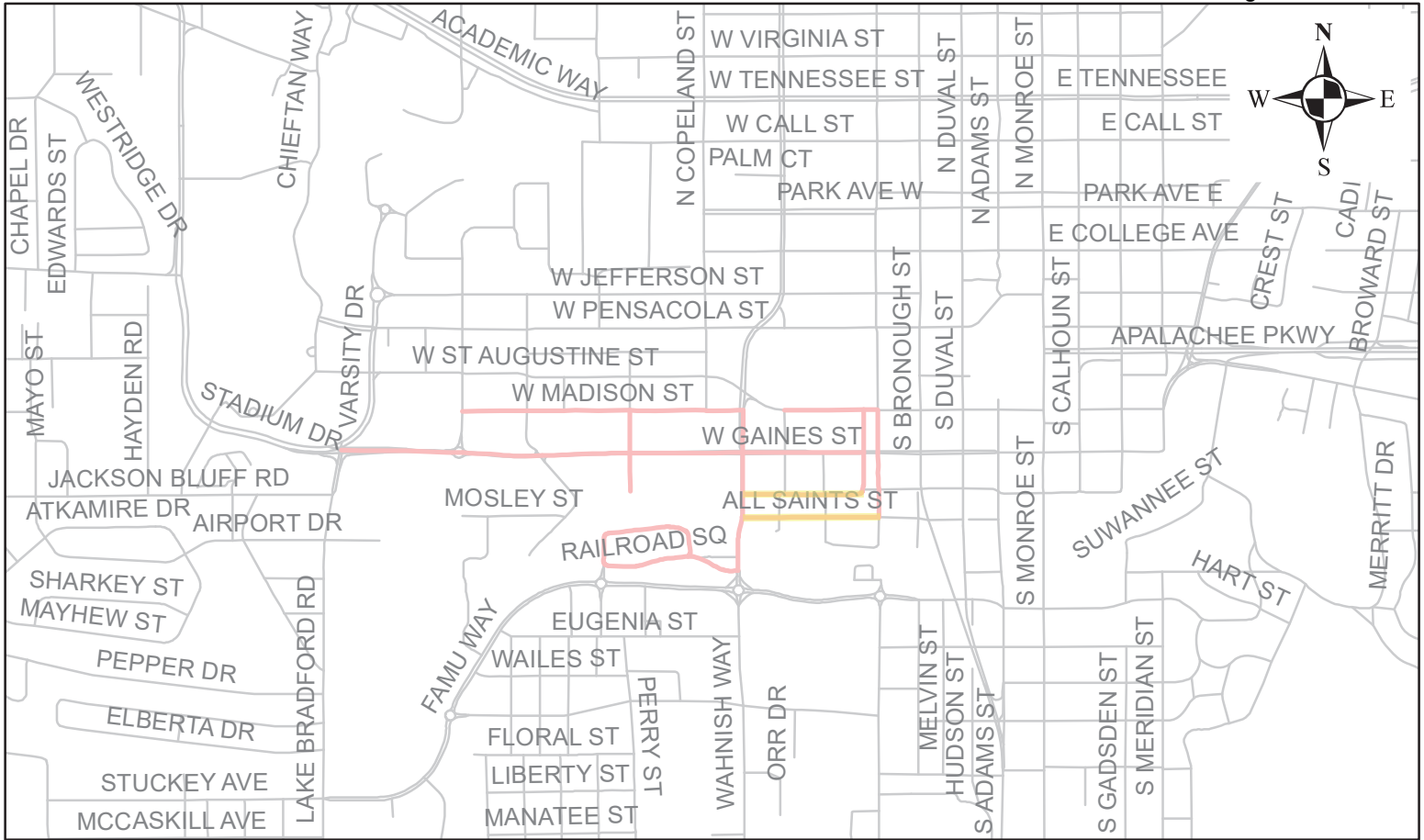
Summary of ADA Repairs:

- 70 SY of Sidewalk
- 47 SY of Driveway
- 4 ADA Ramps
- \$31,165.89

Notes: Minor Repairs in this zone. Area has been redeveloped.



3. Gaines Street Zone



Summary of ADA Repairs Phase I:

- 138.5 SY of Sidewalk
- 161.5 SY of Driveway
- 11 ADA Ramps
- 422 LF Curb & Gutter
- \$136,302.91

Highlighted Area:

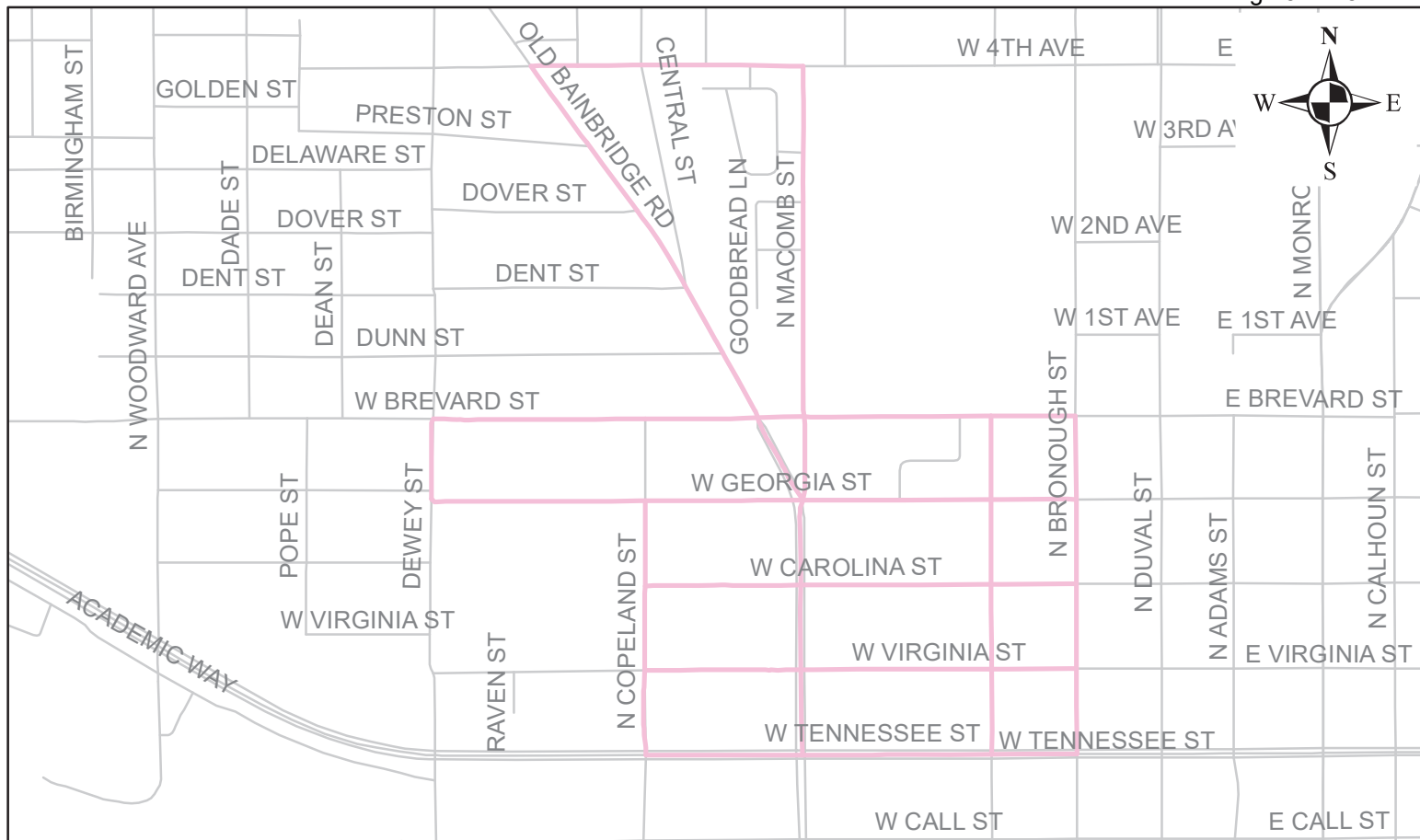
Saint Francis Street from Railroad Avenue to Bloxham Street
Reconstructed curb ramps and sidewalk

All Saints Street from Railroad Avenue to Bloxham Street
Reconstructed curb ramps and sidewalk

Note: Major redevelopment in this zone.



4. Frenchtown Zone



Summary of ADA Repairs Phase I:

314 SY of Sidewalk
71 SY of Driveway
45 ADA Ramps
383 LF of Curb & Gutter
\$229,411.64

Summary of ADA Repairs Phase II:

1,110 SY of Sidewalk
1,470 SY of Driveway
15 ADA Ramps
260 LF of Curb & Gutter
\$162,000.00

Highlighted Areas:

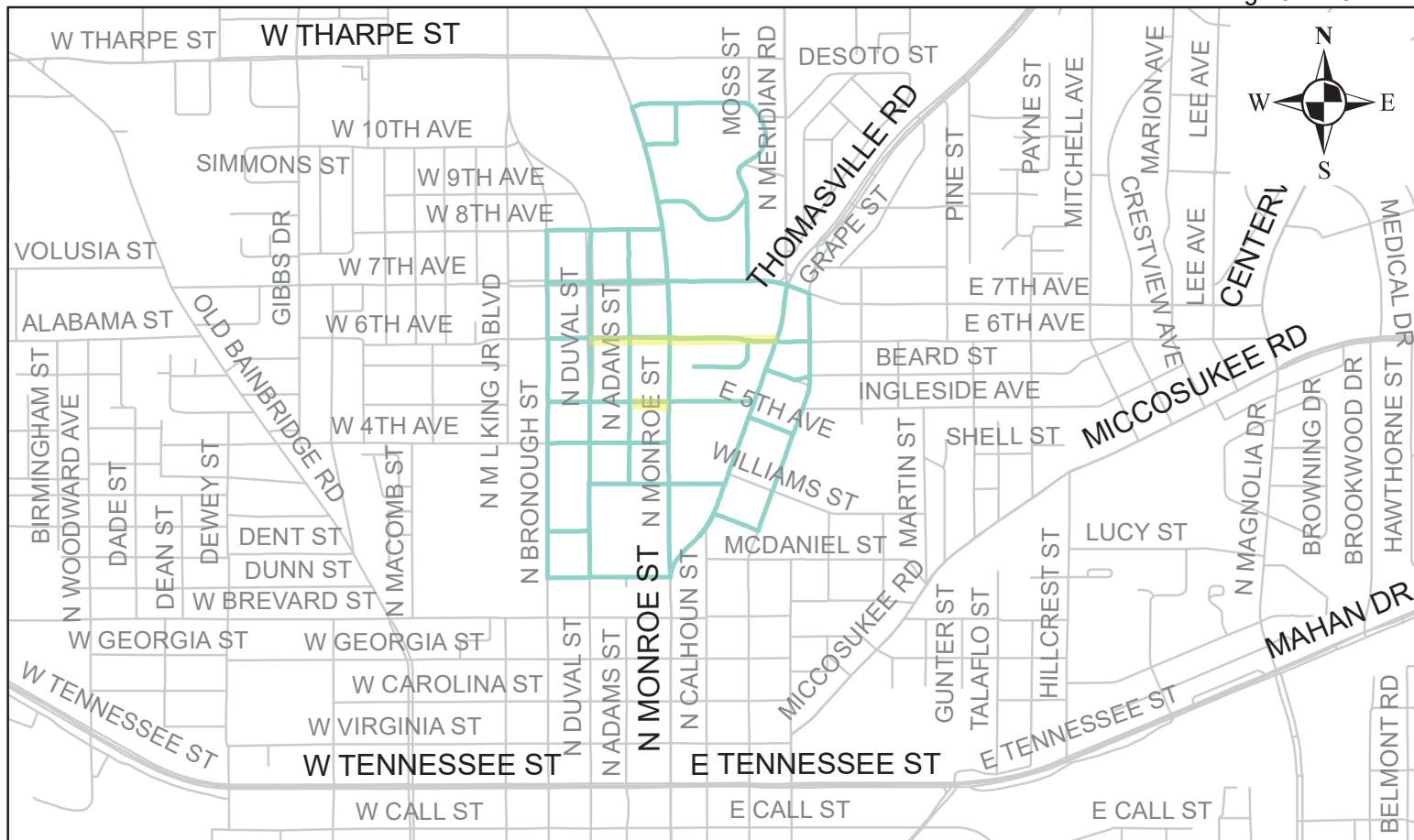
Old Bainbridge Road and Dover Street, Preston Street, and 4th Avenue
Reconstructed curb ramps

Bronough Street from Brevard Street to Monroe Street
Reconstructed curb ramps

Notes: Ramp repairs throughout. Area has been redeveloped.



5. Lake Ella Zone



Summary of ADA Repairs Phase I:

556.5 SY of Sidewalk
354 SY of Driveway
124 ADA Ramps
1,867 LF of Curb and Gutter
\$960,891.86

Summary of ADA Repairs Phase II:

995 SY of Sidewalk
414 SY of Driveway
19 ADA Ramps
786 LF of Curb and Gutter
\$138,000.00

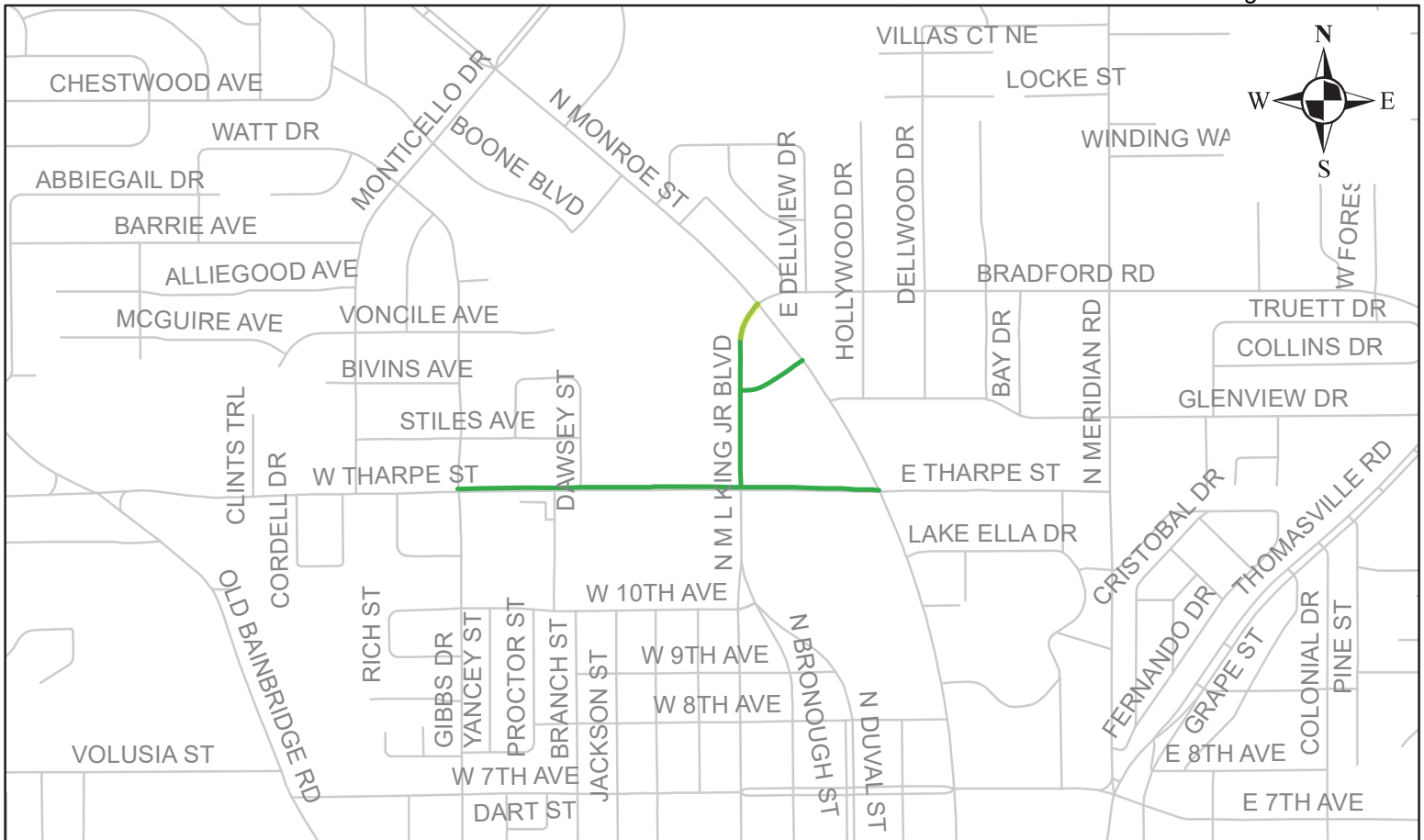
Highlighted Areas:

5th Avenue from Adams Street to Monroe Street
Major sidewalk reconstruction in front of Bella Bella (see before photos)

6th Avenue from Duval Street to Thomasville Road
Ramp and sidewalk work



6. Northwood Zone



Summary of ADA Repairs Phase I:

- 578 SY of Sidewalk
- 503 SY of Driveway
- 16 ADA Ramps
- 842 LF of Curb and Gutter
- \$164,389.41

Summary of ADA Repairs Phase II:

- 1,447 SY of Sidewalk
- 2,193 SY of Driveway
- 37 ADA Ramps
- 1,838 LF of Curb and Gutter
- \$471,000.00

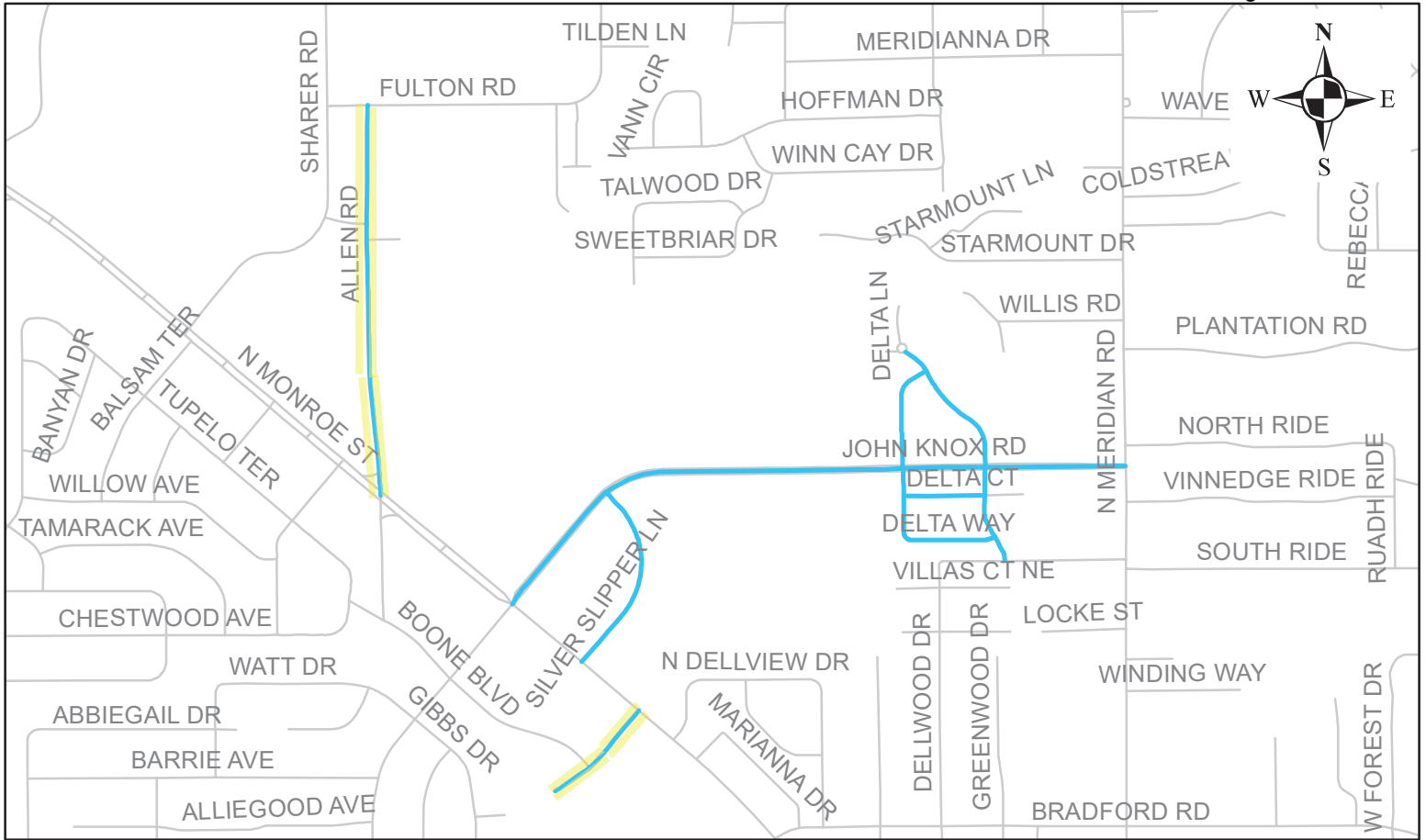
Highlighted Area:

North MLK Jr. Blvd. near Monroe Street
(3) Large Commercial Driveway Projects

Note: Driveway aprons along Tharpe Street were reconstructed



7. North Monroe Zone



Summary of ADA Repairs Phase I:

713.5 SY of Sidewalk
385 SY of Driveway
57 ADA Ramps
\$239,134.42

Highlighted Area:

Universal Drive

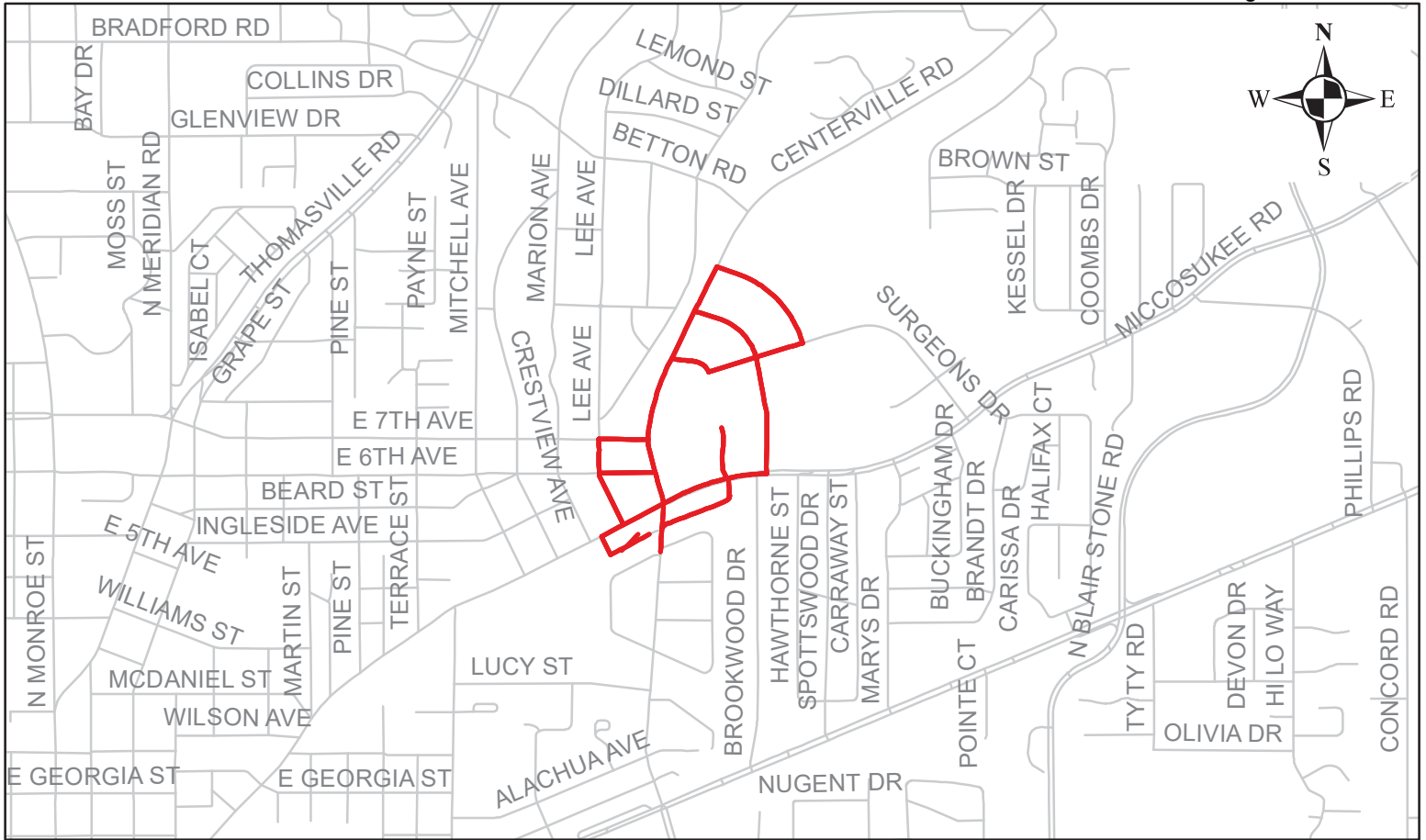
Sidewalks and driveway aprons on both sides of street

Allen Road

All ramps were replaced



8. TMH Zone

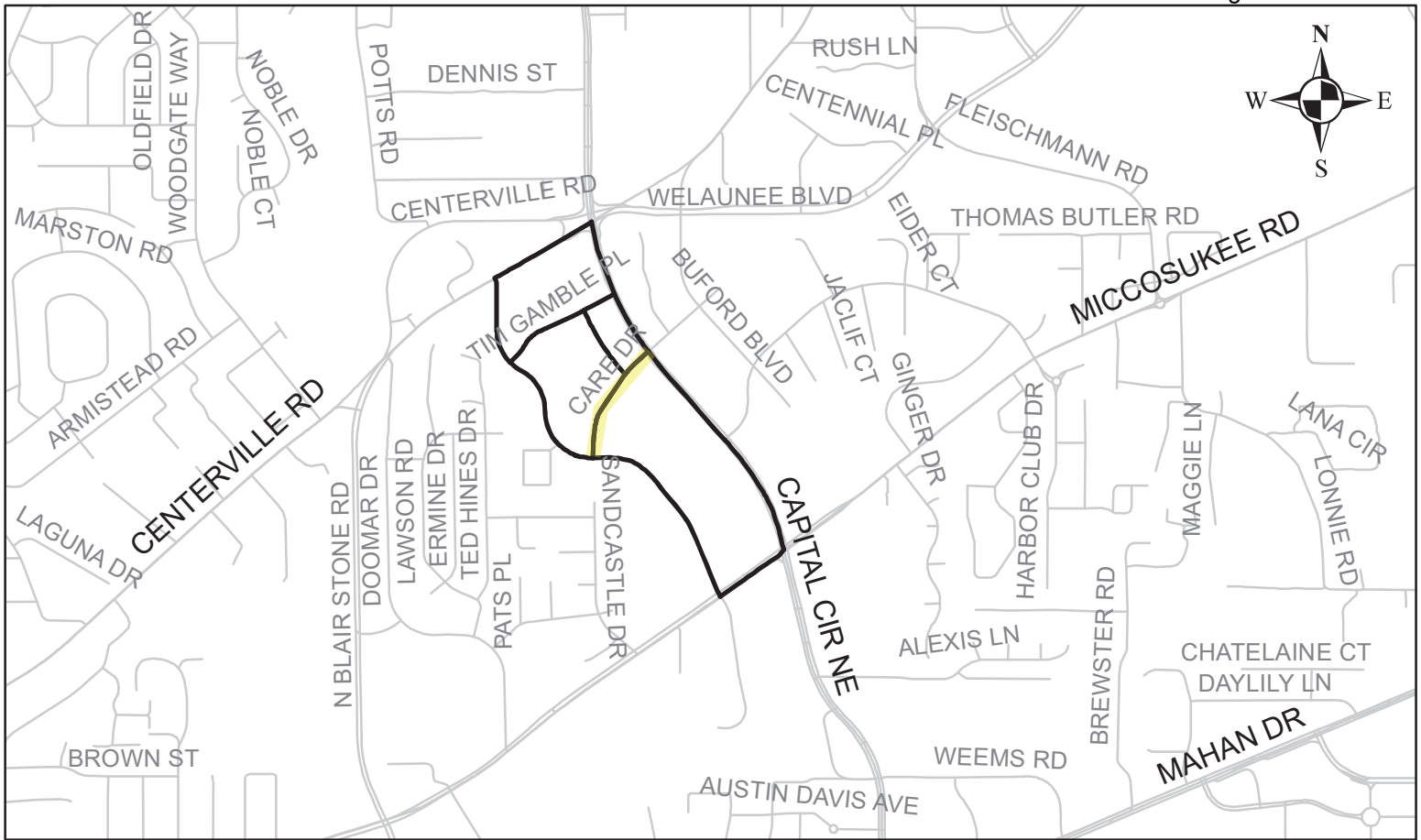


Summary of ADA Repairs Phase I:

97 SY of Sidewalk
170SY of Driveway
13 ADA Ramps
\$94,943.19



9. Centre Pointe Zone



Summary of ADA Repairs Phase I:

77 SY of Sidewalk

25 ADA Ramps

\$91,847.14

Summary of ADA Repairs Phase II:

105 SY of Sidewalk

44 ADA Ramps

40 LF of Curb & Gutter

\$149,600.00

Notes: Mostly ramp work done in this zone

Highlighted Area:

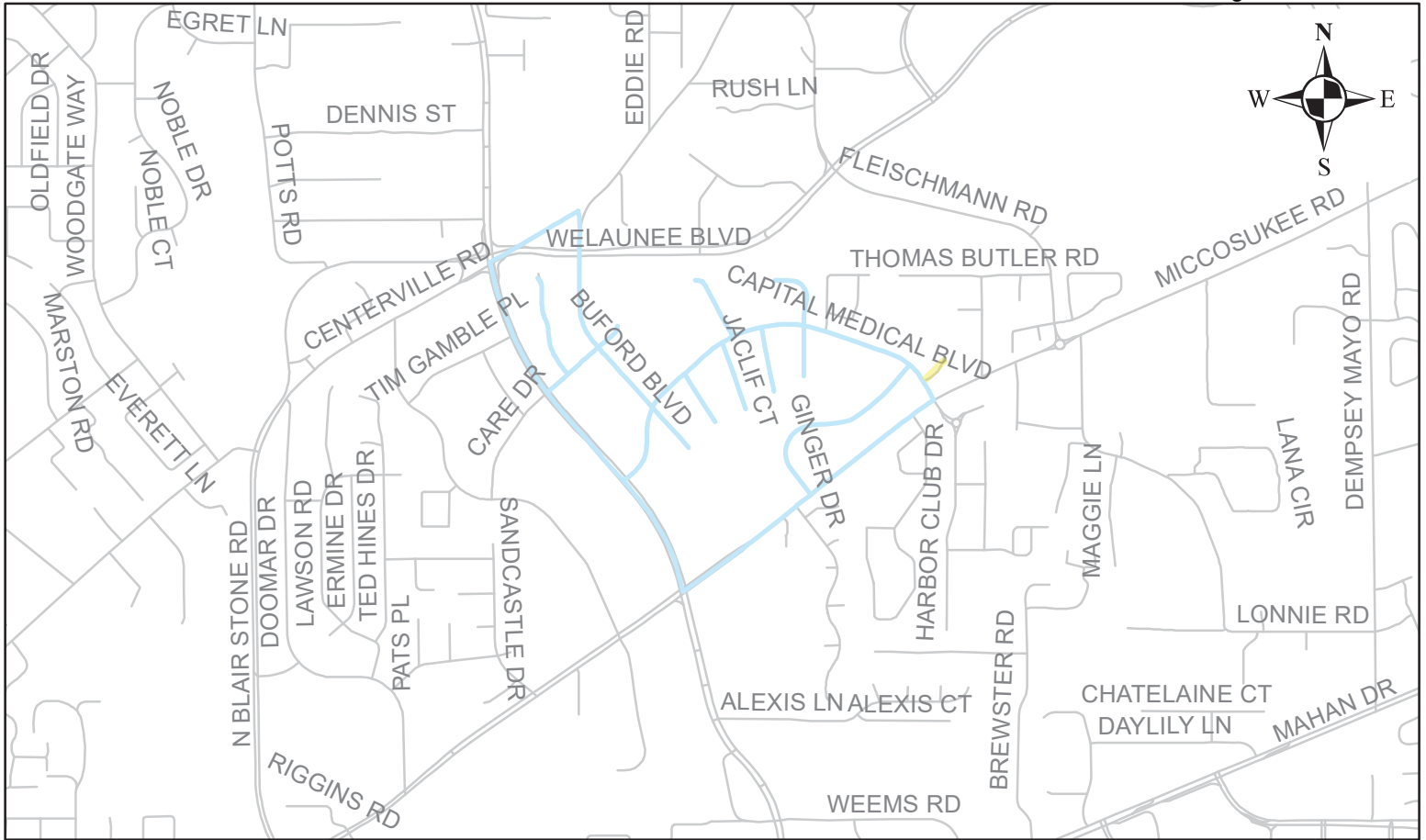
Care Drive from Centre Pointe Boulevard to Capital Circle

Reconstructed sidewalks, ramps, and some driveways.

Driveway reconstruction required Temporary Construction Easements to complete.



10. TCH Zone



Summary of ADA Repairs Phase I:

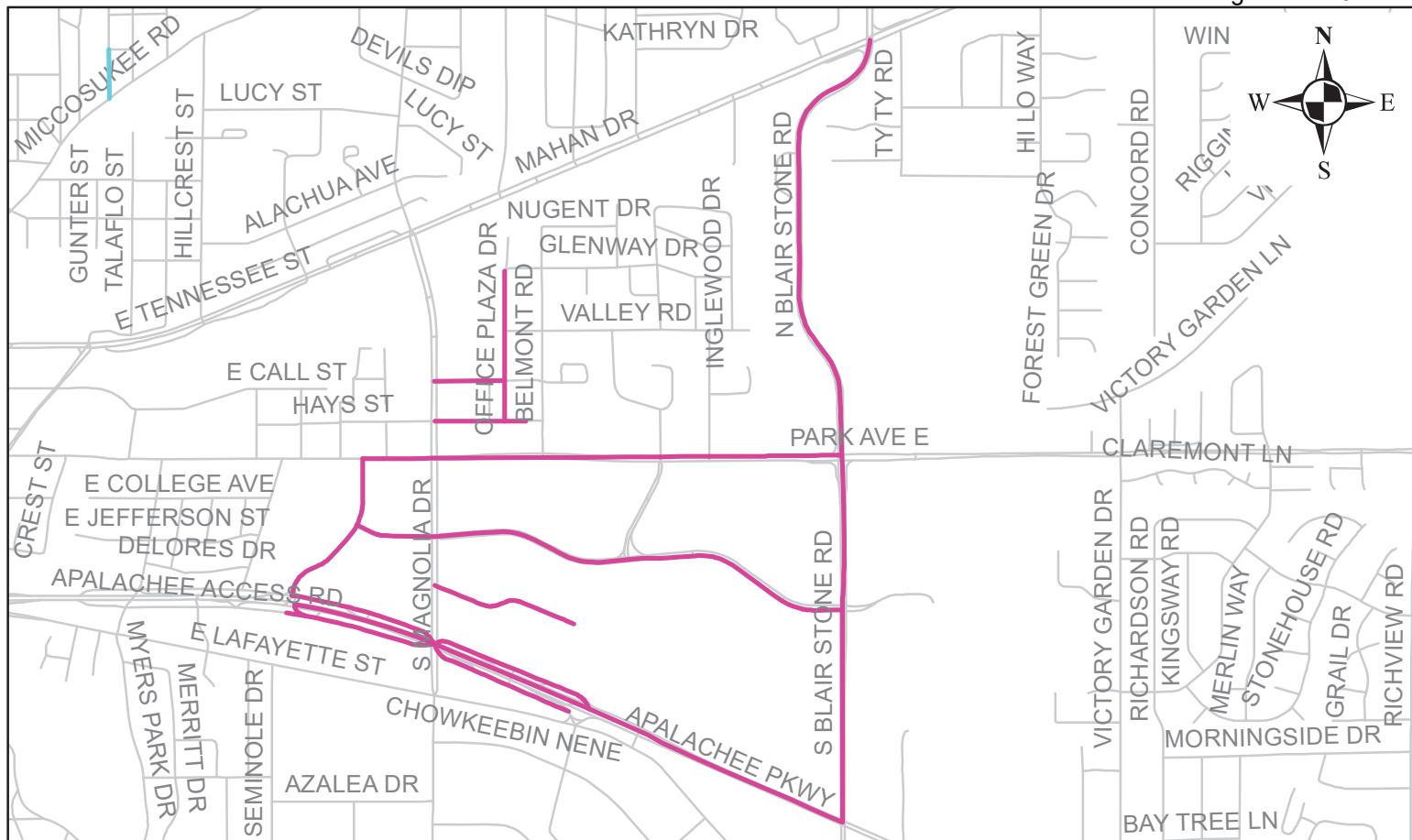
27 SY of Sidewalk
89.5 SY of Driveway
\$26298.21

Highlighted Area:

Capital Oaks Drive
Reconstructed sidewalk and driveway



11. Governor Square Zone



Summary of ADA Repairs Phase I:

227.5 SY of Sidewalk
258.5 SY of Driveway
28 ADA Ramps
732 LF of Curb and Gutter
\$156,173.34

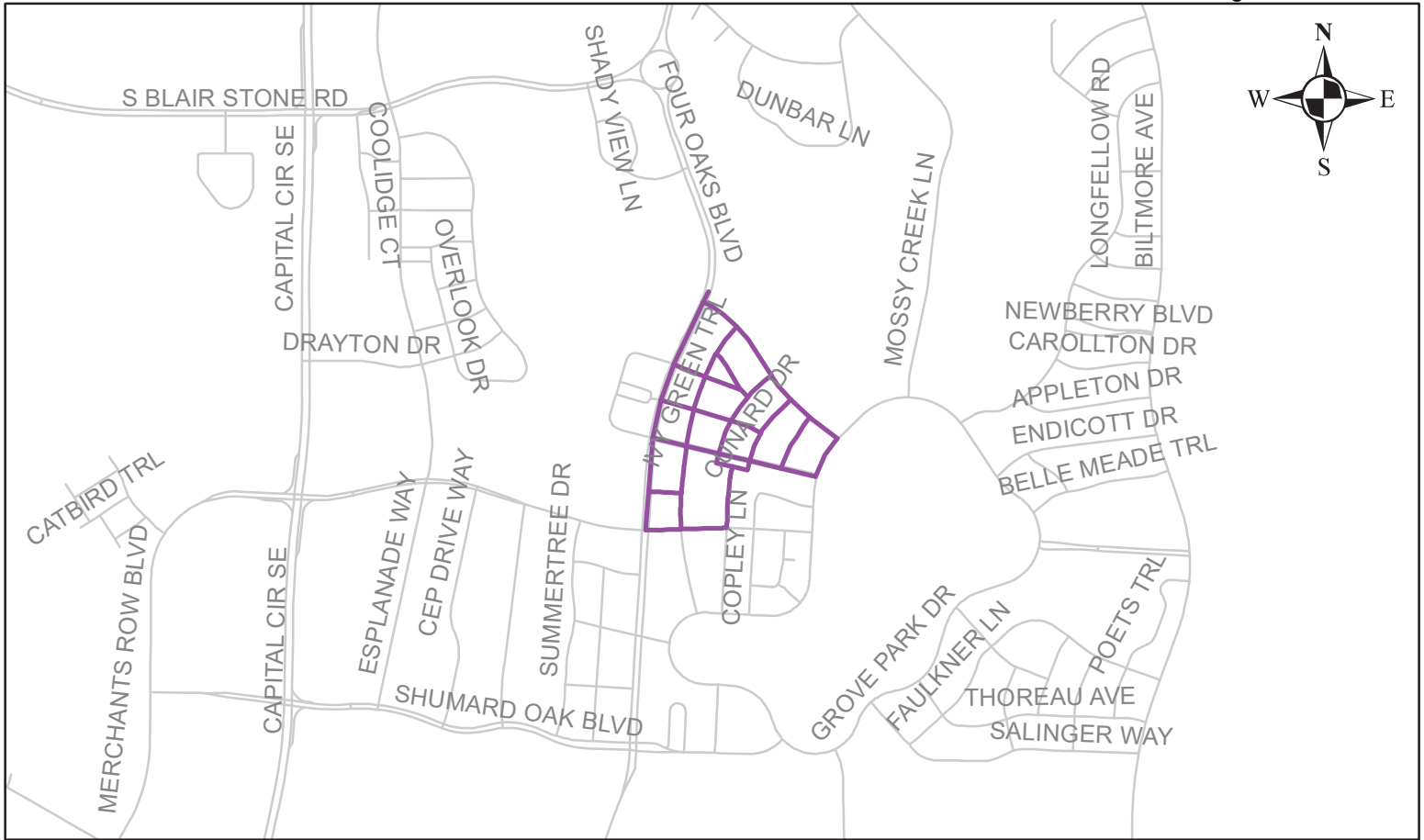
Summary of ADA Repairs Phase II:

1,588 SY of Sidewalk
49 SY of Driveway
5 ADA Ramps
90 LF of Curb and Gutter
\$112,355.00

Notes: Major Redevelopment in the Area



12. Southwood Zone



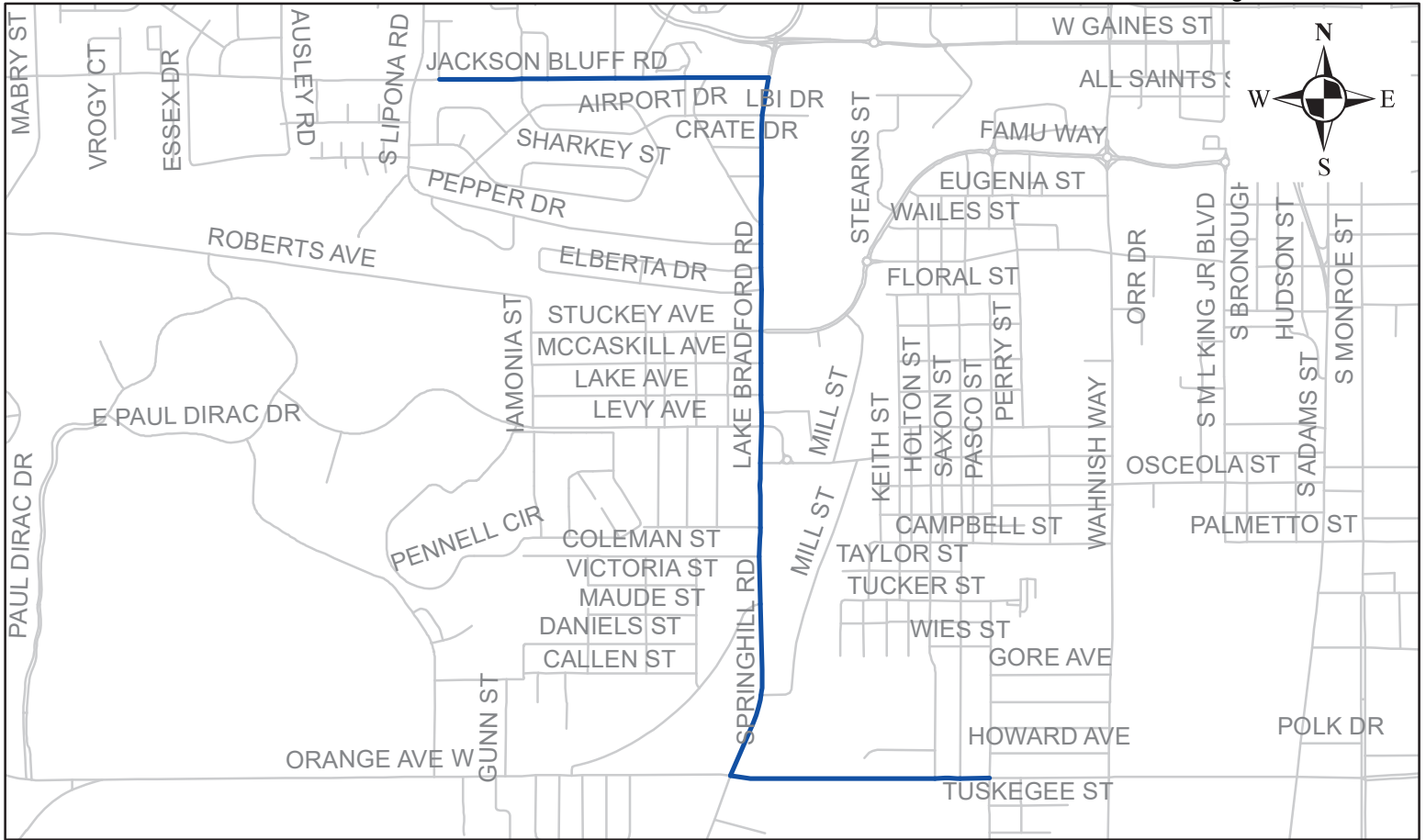
Summary of ADA Repairs Phase I:

- 175.5 SY of Sidewalk
- 86 SY of Driveway
- 16 ADA Ramps
- 342 LF of Curb and Gutter
- \$92,875.79

Summary of ADA Repairs Phase II:

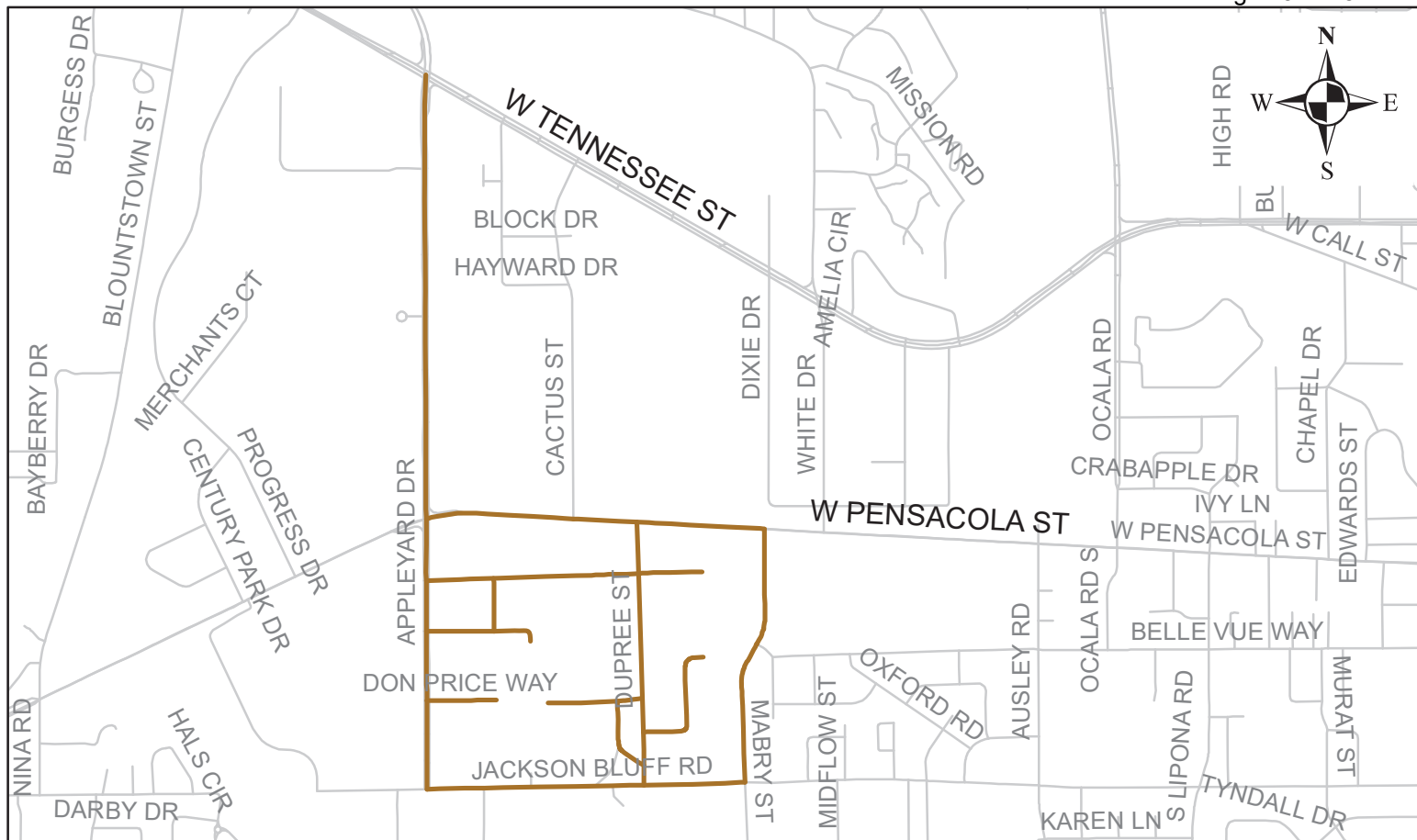
- 2,606 SY of Sidewalk
- 153 SY of Driveway
- 64 ADA Ramps
- 640 LF of Curb and Gutter
- \$214,292.50

13. Lake Bradford Zone



Roadway taken over by Florida Department of Transportation.

14. Appleyard Drive Zone



Summary of ADA Repairs Phase I:

- 120 SY of Sidewalk
- 124.50 SY of Driveway
- 57 ADA Ramps
- 412 LF of Curb & Gutter
- \$150,615.00

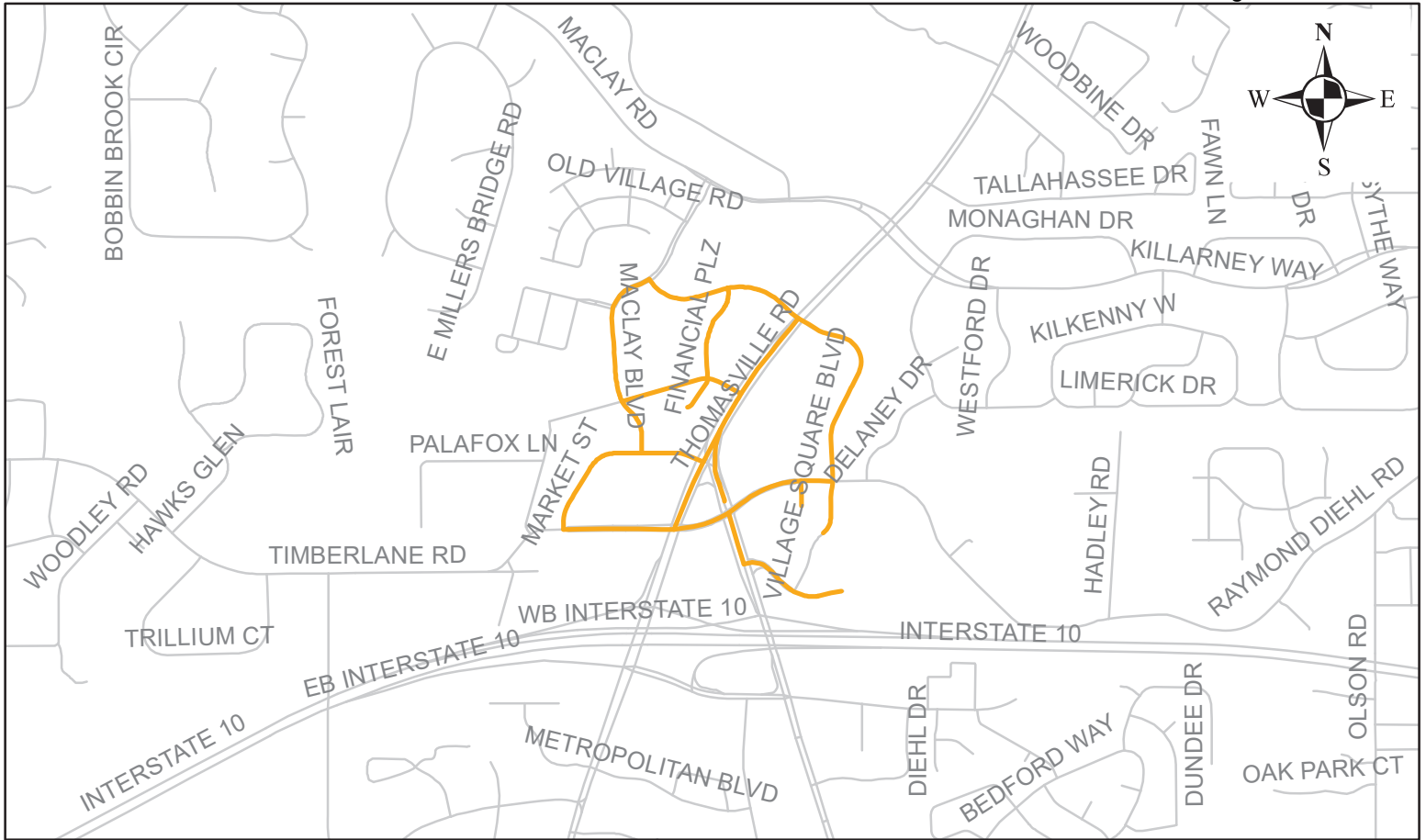
Summary of ADA Repairs Phase II:

- 1,223 SY of Sidewalk
- 34 ADA Ramps
- 485 LF of Curb & Gutter
- \$137,000.00

Notes: Repairs to Cross Slopes and missing truncated domes added beyond the inspection report.



15. Market Street Zone



Summary of ADA Repairs Phase I:

- 443.5 SY of Sidewalk
- 155 SY of Driveway
- 47 ADA Ramps
- 1,341 LF of Curb & Gutter
- \$249,479.52

Summary of ADA Repairs Phase II:

- 653 SY of Sidewalk
- 262 SY of Driveway
- 26 ADA Ramps
- \$138,000.00



Phase I ADA Improvements-Life Safety

ADA Zones	Project Number	Sidewalk SY	Driveway SY	ADA Ramps Each	Curb & Gutter Linear Feet	Hand Rail	Dollars Spent
Appleyard	101305	120	124.50	57	412	0	\$ 150,615.00
Centre Pointe	800345	77	0	25	0	0	\$ 91,847.14
Downtown Zone East	101361	437	96.50	50	1,162	153	\$ 158,834.91
Downtown Zone West	100256	1303.00	55.00	31	283	0	\$ 109,913.73
Frenchtown	100664	314	71.00	45	383	0	\$ 229,411.64
Gaines Street	101294	138.5	161.50	11	422	0	\$ 136,302.91
Governor's Square	101400	227.5	258.50	28	732	0	\$ 156,173.34
Lake Bradford	800490	86.5	303.50	0	154	0	\$ 59,452.95
Lake Ella #3 (Gadsden)	800370	74.5	0	7	134	0	\$ 25,857.70
Lake Ella	100368	0	0	35	0	0	\$ 41,749.30
Lake Ella	100677	45	103.00	21	79	0	\$ 330,205.00
Lake Ella, #1 N. Duval	4518	44	0.00	19	409	0	\$ 224,084.92
Lake Ella #2 N. Duval	100777	32	25.00	25	753	0	\$ 229,462.95
Market Square West	800492	443.5	155.00	47	1,341	0	\$ 234,705.00
Market Square East	100104	0	0	0	0	0	\$ 14,774.52
North Monroe	100106	93	50.00	7	0	0	\$ 58,212.42
North Monroe (John Knox)	800371	620.5	335.00	50	995	78	\$ 180,922.00
Northwood	800491	578	503.00	16	842	0	\$ 164,389.41
South Monroe	101263	70	47.00	4	0	0	\$ 31,165.89
Southwood - Unit One	800518	175.5	86.00	16	342	0	\$ 92,875.79
North Bronough St.	900542	269.5	226	9	354	0	\$ 46,324.06
South Bronough St.	900559	91.5	0.00	8	138	0	\$ 63,207.93
Tall Comm. Hospital	101264	27	89.50	0	0	0	\$ 26,298.21
Tall Mem. Hospital	100246	97	170.00	13	0	0	\$ 94,943.19
Totals		5364.5	2860.00	524	8935	231	\$ 2,951,729.91

Phase II ADA Improvements "Non-Life Safety"									
ADA Zones	Project Number	Sidewalk SY	Driveway SY	ADA Ramps Each	Curb & Gutter Linear Feet	Dollars Spent To Date	Additional Anticipated Costs	Total Anticipated Expenditures	Dollars Budgeted
Appleyard Phase II	1100390	1223		34	485	\$137,000		\$137,000	\$165,000
Centre Pointe Phase II	1000558	105	0	44	40	\$149,600		\$149,600	\$175,000
Downtown Zone Phase II (in-progress)	1200347	8816	1790	163	4,422	\$1,122,923.00	\$473,400	\$1,596,323	\$2,400,000
Frenchtown Phase II	1100536	1110	1470	15	260	\$162,000		\$162,000	\$415,000
Gaines Street	101294					\$136,303		\$270,000	\$300,000
Governor's Square II	1200413	320		5	20	\$41,817		\$41,817	\$132,000
Governor's Square III	1300567	1268	49		70	\$72,155		\$72,155	\$68,000
Lake Ella Phase II	1000488	995	414	19	786	\$269,106		\$269,106	\$322,000
Market Square Zone II	1200548	653	262	26		\$137,387		\$137,387	\$138,000
Northwood Phase II	1100267	1447	2193	37	1838	\$461,000		\$461,000	\$500,000
Hospital Zones Phase II	1100281	575	86	36	375	\$115,897		\$115,897	\$155,000
Southwood West	1300537	1351	22	34	340	\$128,880		\$128,880	\$140,000
Southwood East	1300536	1255	131	30	300	\$104,000		\$104,000	\$150,000
Mission Road Intersection	1400206	150		11	150	\$50,520		\$50,520	\$60,000
Phase II Sub-Totals		19268	6417	454	9086	\$3,088,588	\$473,400	\$3,695,685	\$5,120,000
Phase I Sub-Totals		5364.5	2860	524	8935	\$2,951,730	\$0	\$2,951,730	\$3,780,000
Totals All Improvements		24,633	9,228	978	18,021	\$ 6,040,318	\$ 473,400	\$ 6,647,415	\$8,900,000